



Sept – Dec
2019

Guaranteed Debt Report

Ministry of Economy
Special Secretariat of Finance
National Treasury Secretariat

MINISTER OF ECONOMY

Paulo Roberto Nunes Guedes

MINISTER OF ECONOMY - EXECUTIVE SECRETARY

Marcelo Pacheco dos Guarany

SPECIAL SECRETARY OF FINANCE

Waldery Rodrigues Júnior

BRAZILIAN NATIONAL TREASURY SECRETARY

Mansueto Facundo de Almeida Júnior

NATIONAL TREASURY DEPUTY SECRETARY

Otávio Ladeira de Medeiros

BRAZILIAN NATIONAL TREASURY UNDERSECRETARIES

Adriano Pereira de Paula
Gildenora Batista Dantas Milhomem
José Franco Medeiros de Moraes
Pedro Jucá Maciel
Pricilla Maria Santana
Waldeir Machado da Silva

STAFF**Head: Public Debt Control and Payment**

Márcia Fernanda de Oliveira Tapajós

Deputy Head: Public Debt Control and Payment

Frederico Schettini Batista

Debt Control and Guarantees Unit

Marcelo Rocha Vitorino - Manager
Amanda Giordani Pereira - Deputy Manager
Ana Cristini Gomes e Silva Ilha
Juliana Torres da Paz
Leandro Cesar Porrua
Luís Alberto Beckman Meirelles

Information:

Public Debt Control and Payment - CODIV
Tel: +55 61 3412-3518; Fax: +55 61 3412-1461

Secretaria do Tesouro Nacional (Brazilian National Treasury)
Edifício Sede do Ministério da Economia, Esplanada dos Ministérios, Bloco P, 2º andar
70048-900 - Brasília – DF
E-mail: codiv.df.stn@tesouro.gov.br

Home Page: <https://www.tesouro.gov.br/en/homeen>

The Federal Guarantees Report is published by the Brazilian National Treasury. Total or partial reproduction is permitted, with an indication of its source.

CONTENTS

1. FEDERAL GUARANTEES—OUTLOOK	3
1.1. Introduction	3
1.2. Outstanding Guaranteed Debt	4
2. GUARANTEED DEBT PROFILE	5
2.1. Creditors	5
2.2. Debtors	6
2.2.1. States	7
2.2.2. Municipalities	8
2.2.3. Federal State-Owned Enterprises (SOE).....	9
2.2.4. Federal Banks.....	10
2.2.5. Controlled Entities.....	11
2.3. Indices	12
3. MATURITY PROFILE—GUARANTEED DEBT	13
4. AVERAGE TERM TO MATURITY (ATM) OF THE GUARANTEED DEBT	14
5. AVERAGE COST OF THE GUARANTEED DEBT	15
6. STATISTICS OF EXECUTED GUARANTEES	16
7. FISCAL RECOVERY REGIME (FRR)	17
7.1. State of Rio de Janeiro (RJ).....	17
7.1.1. Guaranteed Debt Profile	18
7.1.2. Profile by Creditor	18
7.1.3. Profile by Index.....	19
7.1.4. Maturity Profile until the end of the FRR.....	19
7.1.5. Total Maturity of the State of Rio de Janeiro's Guaranteed Debt	20
ANNEX 1—HISTORICAL OUTSTANDING GUARANTEED DEBT	21
ANNEX 2—GUARANTEED DEBT PROFILE OF BRAZILIAN STATES	22
ANNEX 3—NEW GUARANTEED DEBT—2019	36

1. FEDERAL GUARANTEES—OUTLOOK

1.1. Introduction

The Federal Guarantees System is one of the cornerstones of the fiscal framework in Brazil. It is designed to ensure the fiscal equilibrium and to provide the legal enforcement upon public entities, federal and subnational ones, regarding their debt formation.

The Brazilian National Treasury is one of the main agents responsible for managing the fiscal policy, searching for efficiency and transparency. As such, it conducts the concession process of federal guarantees, also controlling and executing guarantees and its collaterals.

If any guaranteed credit event arises, the payment becomes an actual responsibility for the National Treasury, just like any other debt issued by the federal government. Thus, the guaranteed debt is a contingent liability for the Treasury. After the guaranteed debt is paid by the federal government, the collateral agreements are triggered in order to recover the amount expended. As such, the Treasury monitors eventual delays from the original debtor perspective, establishing a period for them to remedy their situation, and warning them for the penalties and consequences set forth in the contract terms and in the legislation.

The description above justifies the role of public debt managers, as far as official guarantees are similar to conventional debt instruments. They are contracts under the civil law, affect the financial position of the government, and consume budgetary resources. Typically, contractual loans, associated to their guarantees, hold a cost-risk relationship very close to traditional debt instruments. Therefore, they must be treated as such in the funding strategy. They should be understood as a portfolio of obligations, with procedures and rules underlying its formation, besides cost-risk exercises.

Hence, as in the Federal Debt Management, it matters to explore the guaranteed debt characteristics, as well as their costs and risks. In that sense, the new Federal Guarantees Report presents a series of indicators that detail their composition regarding different currencies, indices (linkers), maturities, costs for all guaranteed entities. This was possible due to the construction of a special module on our Debt IT-System, which currently encompasses more than 600 contracts with different characteristics. With that, more transparency can be provided to this contingent liability, allowing analysts to derive new approaches to assess Federal Guarantees attached to loans, which is the object of this report (published every four months).

1.2. Outstanding Guaranteed Debt

According to Article 29, IV of the Brazilian Fiscal Responsibility Law (FRL), the Federal Government can grant guarantees for financial or contractual obligations. The most common are the guarantees on credit loans, which correspond to the guarantees offered by the federal government towards government related entities (GRE), subnational governments, State-Owned Enterprises (SOE) and controlled entities according to legal definitions.

As for the origin and in accordance with Article 40 of the FRL, guarantees attached to credit loans can be classified as foreign or domestic, depending on the origin of the guaranteed debt.

All numbers published in this report, including the FX-rate used to compute the debt expressed in Brazilian reais (R\$), refer to December 31st, 2019.

The outstanding guaranteed debt may increase due to the following factors: disbursement of existing contracts; contracting of new debt with disbursement; indexation of the domestic guaranteed debt, and FX-rate depreciation. Conversely, amortizations and FX-rate appreciation decrease the outstanding debt.

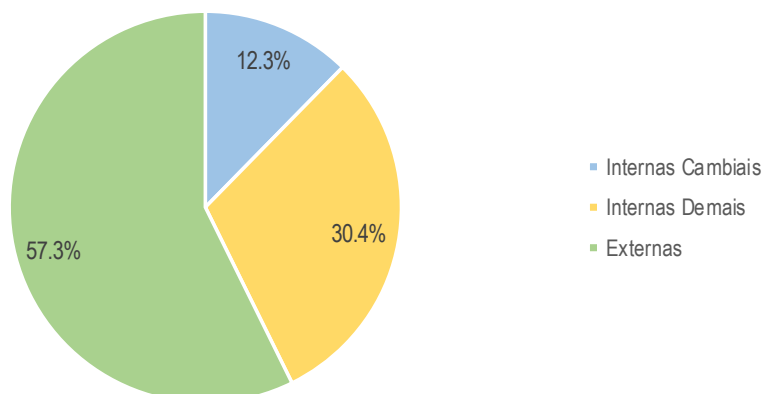
By the end of December 2019, the outstanding guaranteed debt amounted to R\$ 255.92 bn. The domestic guaranteed debt reached R\$ 109.30 bn while the external guaranteed debt reached R\$ 146.62 bn.

The Table 1.1 below display the numbers as of 12/31/19.

Table 1.1
Guaranteed Debt
Profile

	(R\$ million)			
	Dec 2018	Apr 2019	Aug 2019	Dec 2019
Domestic Guarantees	114,316.24	113,184.27	111,980.11	109,297.76
FX-linked	32,781.52	32,793.30	33,404.67	31,590.59
Other	81,534.72	80,390.96	78,575.44	77,707.16
Foreign Guarantees	143,910.31	142,572.62	151,313.90	146,620.13
Total	258,226.55	255,756.89	263,294.00	255,917.89

Graph 1.1
Guaranteed Debt
Profile



2. GUARANTEED DEBT PROFILE

2.1. Creditors

Domestic guaranteed debt represents 42.7% of the total. External guaranteed debt totalled 57.3%. Federal banks are responsible for 95.3% (R\$ 104.14 bn) of the domestic credit, while, in the case of the external credit, multilateral organisms respond for 88.5% (R\$ 129.78 bn).

Table 2.1
Guaranteed Debt
Profile by Creditor

Creditor Classes	Outstanding (R\$ million)	(%)
Domestic Creditors	109,297.76	42.7
Federal Banks	104,143.99	40.7
Private Banks	5,153.77	2.0
Foreign Creditors	146,620.13	57.3
Multilateral Organisms	129,775.63	50.7
Private Banks	9,076.95	3.6
Government Agencies	7,767.55	3.0
Total	255,917.89	100.0

Domestically, BB, BNDES and CAIXA, represent 17.8%, 15.0% and 7.7% out of the total, respectively. As for external creditors, IBRD (WB) and IADB are the most representative, with 24.7% and 23.2% respectively.

Table 2.2
Guaranteed Debt
Profile:
Largest Creditors

Creditors	Outstanding (R\$ million)	(%)
Domestic Creditors	109,297.76	42.7
BB	45,662.42	17.8
BNDES	38,394.03	15.0
CAIXA	19,665.74	7.7
Other	5,575.57	2.2
Foreign Creditors	146,620.13	57.3
IBRD (WB)	63,214.64	24.7
IADB	59,446.53	23.2
CAF	5,416.18	2.1
Other	18,542.79	7.2
Total	255,917.89	100.0

2.2. Debtors

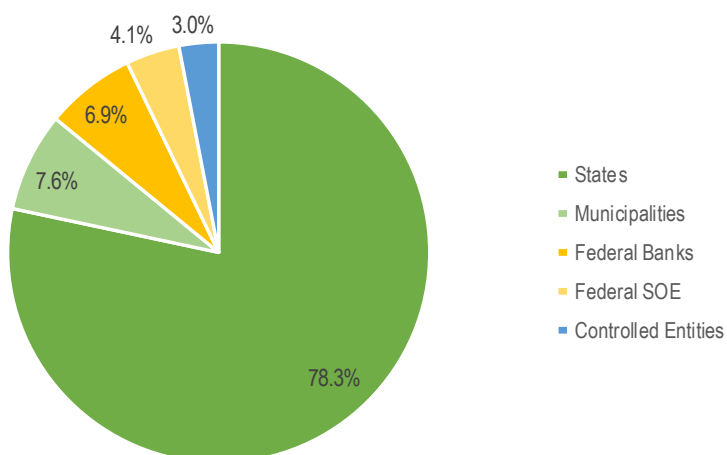
Regarding debtors, state governments are the most representative, with 78.3% (R\$ 200.50 bn) out of the total. Municipalities and federal banks represent 7.6% and 6.9%, respectively. Federal SOE hold 4.1% (R\$ 10.53 bn) and controlled entities, 3.0% (R\$ 7.75 bn).

Table 2.3
Guaranteed Debt
Profile by Debtor

Debtors	Outstanding (R\$ million)	(%)
States	200,495.47	78.3
Municipalities	19,475.68	7.6
Federal Banks	17,667.78	6.9
Federal SOE ^a	10,533.42	4.1
Controlled Entities	7,745.53	3.0
Total	255,917.89	100.0

^a Non-financial SOE.

Graph 2.1
Guaranteed Debt
Profile by Debtor



2.2.1. States

The following table shows the largest guarantees attached to states, as well as its internal credit ratings, computed by the Treasury¹. The largest debtor is Rio de Janeiro, with 14.1% of all guaranteed loans, followed by São Paulo and Minas Gerais.

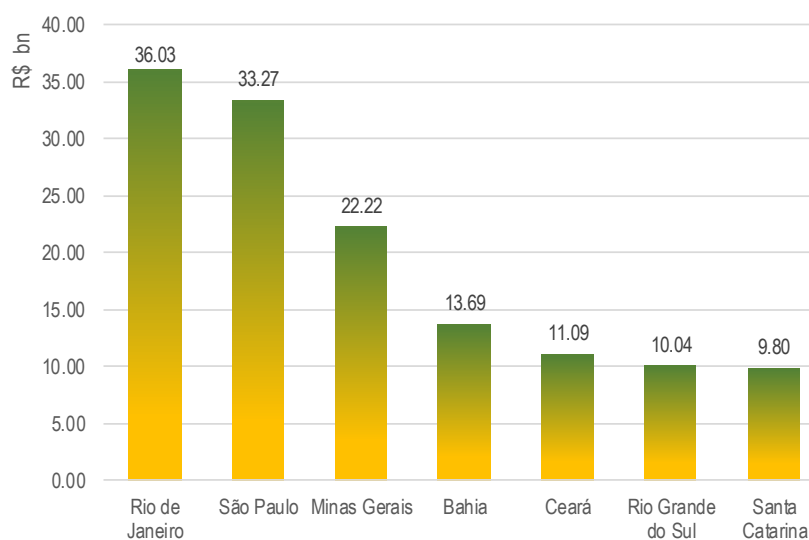
Table 2.4
Guaranteed Debt
Profile: Largest States

Debtors—States	CAPAG ^a	Outstanding (R\$ million)	(%)
Rio de Janeiro	D	36,033.37	14.1
São Paulo	B	33,270.23	13.0
Minas Gerais	D	22,215.12	8.7
Bahia	C	13,693.23	5.4
Ceará	B	11,085.18	4.3
Rio Grande do Sul	D	10,044.07	3.9
Santa Catarina	C	9,803.00	3.8
Other ^b		64,351.27	25.2
Total		200,495.47	78.3

^a Internal credit ratings published by the National Treasury Subnational Government Undersecretariat. As these are based on preliminary data, the ratings may change over the period.

^b Annex 2 shows these data for all 27 states.

Graph 2.2
Guaranteed Debt
Profile: Largest States



¹ The internal credit ratings (CAPAG) is an important assessment for any entity applying for a Treasury guarantee. It is computed based on the MoF Regulation n. 501, issued on 11/23/17. The inputs consider indicators to cover overall debt levels (not only guaranteed debt), current savings and liquidity. It ranks subnationals from A to D (lowest). According to the referred normative the applicant must have rating B or higher in order to be eligible to receive a federal guarantee, although there are other eligibility criteria.

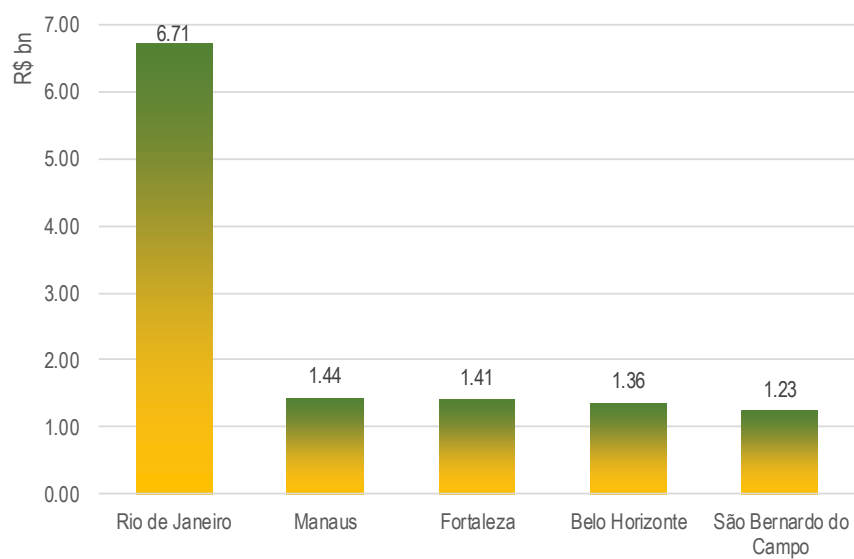
2.2.2. Municipalities

The city of Rio de Janeiro holds R\$ 6.71 bn, the largest amount among municipalities, equivalent to 2.6% of all guaranteed loans. Table 2.5 shows the top five cities.

Table 2.5
Guaranteed Debt
Profile:
Largest Municipalities

Debtors—Municipalities	Outstanding (R\$ million)	(%)
Rio de Janeiro	6,710.87	2.6
Manaus	1,435.13	0.6
Fortaleza	1,410.93	0.6
Belo Horizonte	1,356.80	0.5
São Bernardo do Campo	1,233.23	0.5
Other	7,328.72	2.9
Total	19,475.68	7.6

Graph 2.3
Guaranteed Debt
Profile:
Largest Municipalities



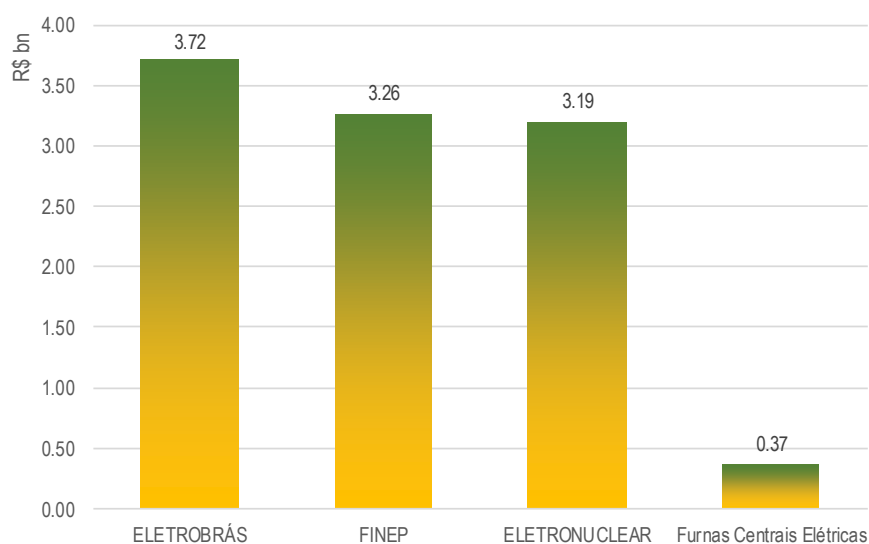
2.2.3. Federal State-Owned Enterprises (SOE)

Among SOE, ELETROBRÁS responds for 1.5% (R\$ 3.72 bn) of the total debt guaranteed by the federal government, followed by FINEP, with 1.3% (R\$ 3.26 bn).

Table 2.6
Guaranteed Debt
Profile: Largest SOE

Debtors—SOE	Outstanding (R\$ million)	(%)
ELETROBRÁS	3,717.61	1.5
FINEP	3,259.82	1.3
ELETRONUCLEAR	3,190.86	1.3
Furnas Centrais Elétricas	365.13	0.1
Total	10,533.42	4.1

Graph 2.4
Guaranteed Debt
Profile: Largest SOE



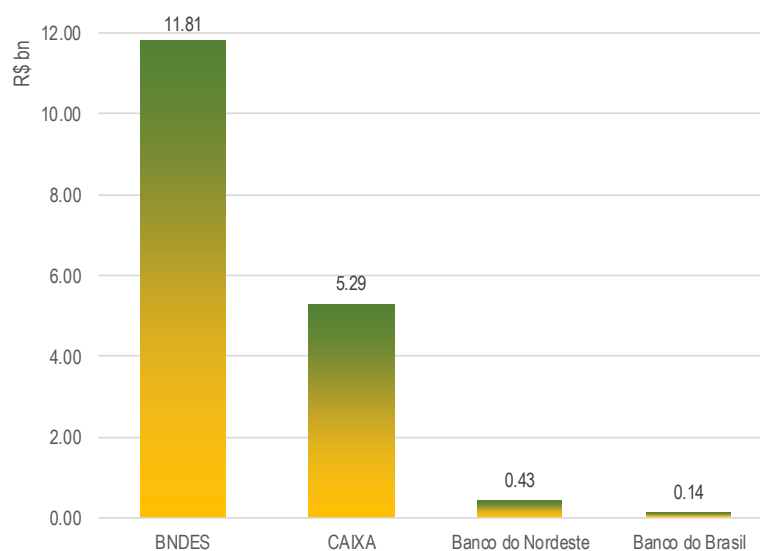
2.2.4. Federal Banks

Federal Banks hold R\$ 17.67 bn in guaranteed debt. BNDES and CAIXA are on the top, with 4.6% (R\$ 11.81 bn) e 2.1% (R\$ 5.29 bn) of the total guaranteed amount, respectively.

Table 2.7
Guaranteed Debt
Profile:
Largest Fed. Banks

Debtors—Federal Banks	Outstanding (R\$ million)	(%)
BNDES	11,809.10	4.6
CAIXA	5,293.11	2.1
Banco do Nordeste	428.52	0.2
Banco do Brasil	137.05	0.1
Total	17,667.78	6.9

Graph 2.5
Guaranteed Debt
Profile:
Largest Fed. Banks



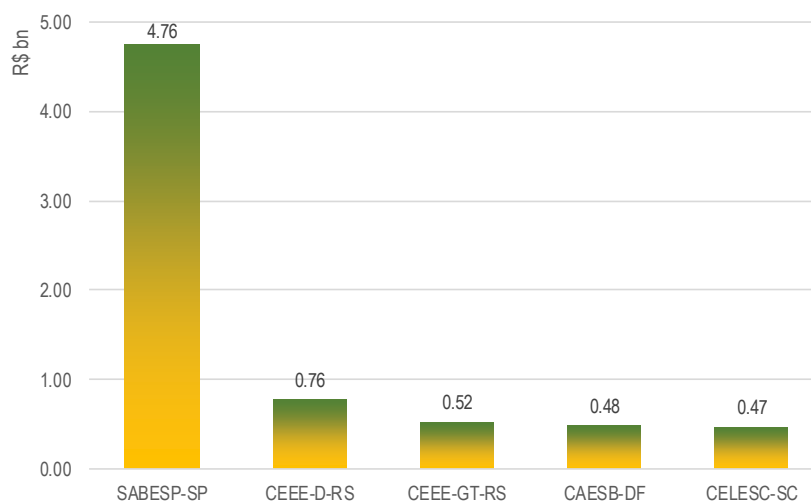
2.2.5. Controlled Entities

Controlled entities (subnational SOE, usually public utility companies) represent 3.0% (R\$ 7.75 bn) out of the total guaranteed debt. SABESP-SP and CEEE-D-RS are the most important, with R\$ 4.76 bn and R\$ 0.76 bn, respectively.

Table 2.8
Guaranteed Debt
Profile: Largest
Controlled Entities

Debtors—Controlled Entities	Outstanding (R\$ million)	(%)
SABESP-SP	4,761.52	1.9
CEEE-D-RS	764.97	0.3
CEEE-GT-RS	524.98	0.2
CAESB-DF	478.31	0.2
CELESC-SC	467.79	0.2
Other	747.96	0.3
Total	7,745.53	3.0

Graph 2.6
Guaranteed Debt
Profile: Largest
Controlled Entities



2.3. Indices

There are two types of indices that affect the outstanding guaranteed debt. The first type affects the value of the principal throughout time. For external debt contracts, for instance, the original currency is factored in as the actual index, as the outstanding debt is expressed in Brazilian reais and, thus, dependent on the FX-rate.

The second type of indices affect the interest payments, determining the creditor pay-off by the interest accrued in each period until the payment date. E.g. most external debt contracts have interest rates linked to the LIBOR.

The table below shows the profile of the guaranteed debt according to the indices affecting the principal. The category “Non-indexed” refer to the debt whose principal nominal values are fixed and not corrected by any index over time.

Table 2.9
Profile by Index

Indices Applied on Principal	Total Principal		Fixed-rate Interests		Variable-rate Interests	
	(R\$ million)	(%)	(R\$ million)	(%)	(R\$ million)	(%)
FX-rate	178,210.72	69.6	17,438.64	6.8	160,772.09	62.8
IPCA (inflation)	2,765.21	1.1	2,765.21	1.1	0.00	0.0
SELIC	1,430.23	0.6	1,430.23	0.6	0.00	0.0
TJLP ^a	49,555.14	19.4	0.00	0.0	49,555.14	19.4
TR	2,767.92	1.1	2,767.92	1.1	0.00	0.0
Non-indexed	21,188.67	8.3	5,123.13	2.0	16,065.54	6.3
Total	255,917.89	100.0	29,525.12	11.5	226,392.77	88.5

^a Although TJLP (Long Term Interest Rate) is an interest rate, it is considered an index because some contracts have principal the linked to a 6% cap, with the exceeding value capitalized into the overall debt.

Both types of indices (over principal and interest rates) affect the risk analysis of the guaranteed debt. For example, the FX-linked exposure must include the contracts denominated in foreign currency and those denominated in BRL, but linked to the USD.

3. MATURITY PROFILE—GUARANTEED DEBT

An important risk indicator to be monitored by the guarantor (Treasury) is the percentage maturing in the next 12 months. From the Treasury perspective, it is essential to understand what could arise and be prepared to deal with liquidity and budgetary issues in order to perform the payments when required. These measures allow debt managers to know the debt incoming flow for each period and how the guarantees are distributed over time.

As of December 31st, 2019, 10.0% of the guaranteed debt is maturing in the next 12 months. This number is broken-down according to the table below. It is important to note that all payments are considered in these percentages, including accrued interest. Hence the numbers displayed in the table are higher than the overall outstanding debt we have considered so far.

Table 3.1
Maturity Profile

Debtors	Up to 12 mo.		1 to 2 years		2 to 3 years		3 to 4 years		4 to 5 years		More than 5 yr.	
	(R\$ bn)	(%)	(R\$ bn)	(%)	(R\$ bn)	(%)	(R\$ bn)	(%)	(R\$ bn)	(%)	(R\$ bn)	(%)
States	26.61	9.7	22.08	8.0	22.22	8.1	20.83	7.6	19.50	7.1	163.77	59.6
Municipalities	2.28	9.0	2.27	8.9	2.24	8.8	2.22	8.7	2.01	7.9	14.44	56.7
Federal Banks	2.62	11.7	2.32	10.3	2.50	11.1	2.40	10.7	2.06	9.2	10.57	47.1
Federal SOE	2.14	15.1	2.08	14.6	1.78	12.5	0.91	6.4	0.82	5.7	6.52	45.8
Controlled Entities	0.95	9.7	0.77	7.9	0.77	7.9	0.76	7.7	0.69	7.0	5.88	59.9
Total	34.61	10.0	29.52	8.5	29.51	8.5	27.11	7.8	25.07	7.2	201.18	58.0

4. AVERAGE TERM TO MATURITY (ATM) OF THE GUARANTEED DEBT

For cross-country comparisons, the Brazilian National Treasury calculated the average life of the federal public debt using the ATM methodology. This indicator considers the average life of each loan, weighted by the respective amortizations.

The ATM of the guaranteed debt reached 7.71 years, as detailed in the table below. The table opens by the credit origin, as well as by debtor class.

Table 4.1
ATM

Debtors	Outstanding (R\$ million)	ATM (years)
Total	255,917.89	7.71
Domestic Guarantees	109,297.76	7.13
States	90,909.33	7.47
Municipalities	4,859.87	5.16
Federal Banks	5,368.56	5.38
Federal SOE	8,160.00	5.58
Foreign Guarantees	146,620.13	8.14
States	109,586.14	8.30
Municipalities	14,615.82	8.31
Federal Banks	12,299.22	6.50
Federal SOE	2,373.42	9.96
Controlled Entities	7,745.53	7.67

5. AVERAGE COST OF THE GUARANTEED DEBT

Another important risk measure for the guaranteed debt portfolio is the average cost. This statistic indicates how much the debtor (or group thereof) had to bear for keeping their debt for the last twelve months. Thus, it is a rate per annum.

The calculation of such cost considers the contractual interest rates plus spreads and the variation of the index applied over the due principal, if any. For foreign debts, the latter is replaced by the FX-rate as far as it determines the variation of the financial value of the outstanding balance denominated in BRL.

As of December 31st, 2019, the average cost of the guaranteed debt portfolio reached 7.86% per annum. This is an average of the 7.55% p.a. cost of foreign debt and the 8.27% p.a. cost of domestic debt, as can be seen on Table 5.1.

Table 5.1
Average Cost

Debtors	Outstanding (R\$ million)	Average Cost (% per annum)
Total	255,917.89	7.86
Domestic Guarantees	109,297.76	8.27
States	90,909.33	8.64
Municipalities	4,859.87	6.04
Federal Banks	5,368.56	6.58
Federal SOE	8,160.00	6.49
Controlled Entities	0.00	#N/D
Foreign Guarantees	146,620.13	7.55
States	109,586.14	7.48
Municipalities	14,615.82	7.59
Federal Banks	12,299.22	7.64
Federal SOE	2,373.42	9.96
Controlled Entities	7,745.53	7.49

6. STATISTICS OF EXECUTED GUARANTEES

The Brazilian National Treasury monitors financial events related to the contracts guaranteed by the federal government, warning debtors about the need to fulfill their obligations and about the sanctions, penalties and other consequences of defaulting, according to the contracts and binding legislation. If the original debtor does not meet its obligations, the Treasury steps in as the guarantor and liquidates the obligations with the original creditor on the original debtor's behalf. While executing the guarantee, the Treasury triggers the collateral according to contractual terms, which include, besides the financial expenditure associated to the guarantee, fines, fees, interest, and other expenses as described in the contractual clauses.

In 2019, the Treasury intervened and paid R\$ 8.35 bn of debts originally under the responsibility of states and municipalities. Since 2016, the total reached R\$ 19.61 bn.

Table 5.1
Guarantees
Executed

	(R\$ million)				
Debtor	2016	2017	2018	2019	Total
States	2,361.86	4,031.34	4,805.60	8,350.24	19,549.04
Rio de Janeiro	2,227.32	3,989.45	4,027.89	4,042.60	14,287.26
Minas Gerais	0.00	0.00	553.15	3,307.90	3,861.05
Piauí	0.00	0.00	126.95	0.00	126.95
Roraima	27.42	41.89	64.00	0.00	133.31
Goiás	0.00	0.00	33.59	770.15	803.74
Mato Grosso	107.13	0.00	0.00	0.00	107.13
Rio Grande do Norte	0.00	0.00	0.00	139.41	139.41
Amapá	0.00	0.00	0.00	90.18	90.18
Municipalities	15.81	28.49	17.49	3.43	65.22
Natal - RN	10.92	28.49	17.49	0.00	56.91
Chapecó - SC	2.27	0.00	0.00	0.00	2.27
Cachoeirinha - RS	1.45	0.00	0.00	1.83	3.28
Belford Roxo - RJ	1.17	0.00	0.00	1.59	2.76
Total Paid	2,377.67	4,059.83	4,823.09	8,353.67	19,614.26

Due to legal injunctions obtained by the states of Amapá, Goiás, Minas Gerais and Rio Grande do Norte in the Supreme Court in 2019, the federal government is prevented from executing the collaterals of their contracts. In addition, the execution of the collaterals of the state of Rio de Janeiro has been suspended by Complementary Law n. 159, of May 19, 2017, which established the Fiscal Recovery Regime (FRR).

Article 13, topics I and II, of the Ministry of Finance (MoF) Regulation n. 501, issued on 11/23/17, establishes penalties for the debtors that do not fulfill their original obligations. Hence, the following debtors are not entitled to contract new guaranteed debt until the end of the blocking period, displayed in the tables below:

Table 5.2
Blocking due to not
performing loans:
art. 13, I

Debtor	End of Period
Goiás State	12/23/2020
Amapá State	12/18/2020
Minas Gerais State	12/26/2020
Rio Grande do Norte State	12/20/2020
Munic. of Cachoeirinha - RS	12/23/2020
Munic. of Belford Roxo - RJ	11/13/2020

Table 5.3
Blocking due to
delays: art. 13, II

Debtor	End of Period
Piauí State	02/15/2020
Munic. of Rio Grande - RS	04/15/2020

The State of Rio de Janeiro, though fit to be included in the penalties above, is entitled to contract new guaranteed debt by the terms of art. 11, § 1, of Complementary Law n. 159, issued on May 19th, 2017 (FRR).

7. FISCAL RECOVERY REGIME (FRR)

Complementary Law n. 159, issued on May 19th, 2017, disciplined the fiscal recovery plan for states under fiscal disarray. By the terms of that law, a set of measures must be taken by the states to adjust their fiscal side. These include privatization of local SOE's, social security reform, reduction of tax benefits, reduction of payroll, and so on.

Besides that, under the FRR, the Treasury will concede the extraordinary waiver of the debt held by the government (as the creditor) for up to 36 months. In case of an extension of the FRR, the payments will restart progressively and linearly until it reaches the full values of the debt by the end of the FRR regime.

Also, during the FRR, the state is entitled to apply for new guaranteed debt as long as the loans are directed to restructure debt with the financial system, to finance the reduction in the payroll, to build IT systems for payroll control, to finance arrears and other finalities described in that law and in recovery plan.

Finally, if the state defaults under the FRR, the Treasury is impaired to recover the collaterals embedded in the contracts. Eventual guarantees executed by the Treasury will be monitored and accounted for and capitalized according to the original financial conditions, and the total amount will be charged against the FRR beneficiary when the period is due.

It is important to highlight that the obligations resulting from the FRR are included in the Annual Borrowing Plan of the federal government².

More details on the FRR are available at <http://www.tesourotransparente.gov.br/temas/estados-e-municipios/regime-de-recuperacao-fiscal-rrf>.

7.1. State of Rio de Janeiro (RJ)

Since the state of Rio de Janeiro entered the FRR, as of September 5th, 2017, the Treasury, as a guarantor, has been liquidating the guaranteed debts of the State with the financial system. Nonetheless, the Treasury has been prevented to immediately recover the values in conformity with the collateral agreements. As mentioned above, the values are being controlled and will be recovered in the future as defined by the FRR law. As it follows, this report will shed some light on the guaranteed debt of the participants of the FRR, represented by the state of Rio de Janeiro so far.

Note that, for a complete assessment of the state of Rio de Janeiro and a more comprehensive risk analysis, one must consider the full indebtedness level of the entity³. Its total debt is composed by the debt with the Treasury, the non-guaranteed debt with the financial system and the guaranteed debt, the latter one being the object of this report.

² See <https://www.tesouro.gov.br/fr/web/stn/annual-borrowing-plan>

³ See <https://www.tesouro.fazenda.gov.br/-/boletim-de-financas-dos-entes-subnacionais>

7.1.1. Guaranteed Debt Profile

The state of Rio de Janeiro guaranteed debt reached R\$ 36.03 bn, which represents 14.1% of total guaranteed debt. This is broken-down in foreign and domestic debt, as shown in Table 7.1. The table also shows the domestic debt linked to FX-rate.

Table 7.1
RJ — Guaranteed
Debt Profile

(R\$ million)	
	Dec 2019
Domestic Guarantees	22,988.42
FX-linked	10,845.46
Other	12,142.96
Foreign Guarantees	13,044.95
Total	36,033.37

7.1.2. Profile by Creditor

Table 7.2 shows the guaranteed debt profile of the state of Rio de Janeiro according to its creditors.

Table 7.2
RJ — Guaranteed
Debt Profile
by Creditor

Creditors	Outstandig (R\$ million)	(%)
Domestic Guarantees	22,988.42	63.8
BB	10,327.51	28.7
BNDES	6,635.09	18.4
BNP	3,124.25	8.7
CAIXA	1,735.41	4.8
Crédit Suisse	1,166.15	3.2
Foreign Guarantees	13,044.95	36.2
IBRD (WB)	9,303.40	25.8
CAF	1,522.29	4.2
AFD	1,431.10	4.0
IADB	788.16	2.2
Total	36,033.37	100.0

7.1.3. Profile by Index

One of the risks associated to guaranteed debt of the state of Rio de Janeiro can be assessed by the numbers shown in Table 7.3.

Table 7.3
RJ — Guaranteed
Debt Profile by Index

Indices Applied on Principal	Total Principal		Fixed-rate Interests		Variable-rate Interests	
	(R\$ million)	(%)	(R\$ million)	(%)	(R\$ million)	(%)
FX-linked	23,890.41	66.3	2,708.56	7.5	21,181.86	58.8
IPCA (inflation)	2,538.52	7.0	2,538.52	7.0	0.00	0.0
SELIC rate	1,422.09	3.9	1,422.09	3.9	0.00	0.0
TJLP	5,939.01	16.5	0.00	0.0	5,939.01	16.5
TR	343.34	1.0	343.34	1.0	0.00	0.0
Non-indexed	1,900.00	5.3	0.00	0.0	1,900.00	5.3
Total	36,033.37	100.0	7,012.51	19.5	29,020.87	80.5

7.1.4. Maturity Profile until the end of the FRR

Table 7.4 shows the guaranteed debt maturity for the state of Rio de Janeiro up to 2023 (estimated date to end the extended FRR). The values include principal and interest estimates as of December 31st, 2019.

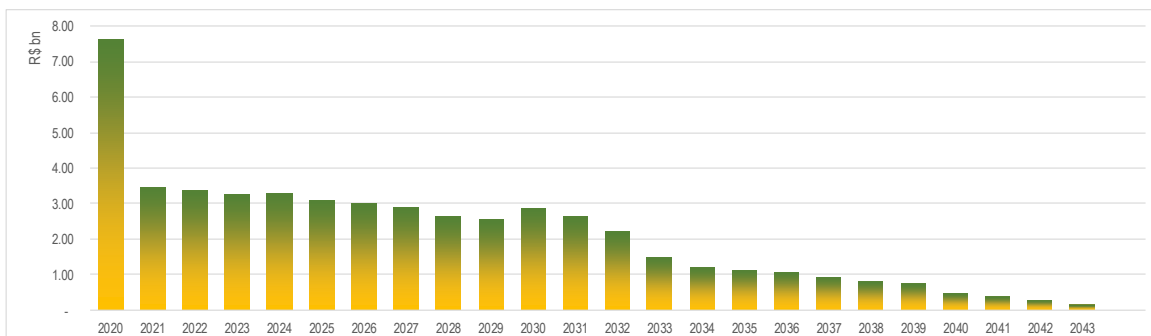
Table 7.4
RJ — Maturity during
the FRR

Debt Profile	2019		2020		2021		2022		2023	
	(R\$ bn)	(%)	(R\$ bn)	(%)	(R\$ bn)	(%)	(R\$ bn)	(%)	(R\$ bn)	(%)
Domestic	6.52	19.0	2.37	6.9	2.30	6.7	2.23	6.5	2.16	6.3
FX-linked	5.39	15.7	1.29	3.8	1.24	3.6	1.20	3.5	1.16	3.4
Other	1.13	3.3	1.08	3.1	1.05	3.1	1.03	3.0	1.01	2.9
Foreign	1.12	6.5	1.10	6.3	1.07	6.2	1.02	5.9	1.13	6.5
Total	7.64	14.8	3.47	6.7	3.37	6.5	3.25	6.3	3.29	6.4

7.1.5. Total Maturity of the State of Rio de Janeiro's Guaranteed Debt

The full maturity of the guaranteed debt of the State of Rio de Janeiro is displayed in the Graph 7.1. The values include principal and interest estimated as of December 31st, 2019, until July 2043, when the last installment is currently contracted with the entity.

Graph 7.1
RJ- Total Maturity
up to 2043



That 2020 peak is caused by the maturity of a loan signed between the State of Rio de Janeiro and BNP Paribas, as much as R\$ 2.90 bn. This contract was authorized within the FRR as Rio de Janeiro State gave as collateral the revenue expected from the privatization of CEDAE (Rio de Janeiro's water and sanitation company). This privatization process was not fulfilled yet. This is a bullet contract, which means that there is a single payment of interest and principal in the maturity date (December 2020) currently projected in R\$ 4.05 bn.

8. ANNEX 1—HISTORICAL OUTSTANDING GUARANTEED DEBT

(R\$ billion)

	2012	2013	2014	2015	2016	2017	2018	2019
Domestic Guarantees	22.59	52.71	80.60	112.30	111.09	111.50	114.32	109.30
States	13.23	39.93	61.88	81.80	81.26	84.71	91.44	90.91
Municipalities	0.00	0.03	1.54	3.55	3.98	3.91	3.88	4.86
Federal Banks	4.87	5.63	7.30	7.47	7.07	6.54	6.08	5.37
Federal SOE	2.08	5.63	8.46	17.77	17.68	15.95	12.71	8.16
Controlled Entities	2.41	1.49	1.42	1.72	1.10	0.38	0.21	0.00
Foreign Guarantees	48.64	56.09	70.18	110.61	103.76	121.85	143.91	146.62
States	29.23	35.74	47.65	77.83	75.49	91.24	107.66	109.59
Municipalities	4.94	5.56	6.97	10.57	10.71	11.05	13.45	14.62
Federal Banks	11.69	12.13	12.56	16.54	12.24	12.60	13.09	12.30
Federal SOE	0.92	1.02	1.28	1.83	1.62	1.35	2.20	2.37
Controlled Entities	1.86	1.64	1.71	3.84	3.71	5.60	7.52	7.75
Total	71.23	108.80	150.77	222.91	214.85	233.35	258.23	255.92

9. ANNEX 2—GUARANTEED DEBT PROFILE OF BRAZILIAN STATES

The following pages show the guaranteed debt of Brazilian states. Note that, for a complete assessment of the subnational government debt and a more comprehensive risk analysis, one must consider the full indebtedness level of each entity⁴. Their total debt is composed by the debt with the Treasury, the non-guaranteed debt with the financial system and the guaranteed debt, object of this report.

ACRE		(R\$ million)	CAPAG B
Total Guaranteed Debt		2,425.71	
Domestic		610.96	
FX-linked		0.00	
Other		610.96	
Foreign		1,814.74	
ATM		9.59 years	
Average cost		7.49% per annum	
Maturity Profile		(R\$ million)	
Up to 12 months	223.91	6.6%	
1 to 2 years	218.33	6.5%	
2 to 3 years	231.05	6.9%	
3 to 4 years	213.33	6.3%	
4 to 5 years	208.11	6.2%	
More than 5 years	2,275.60	67.5%	
DEBT CONTRACTED IN 2019			
Contract	Signing Date	Contracted Amount	
MoF Regulation n. 501/2017			
There is no eligibility impairment to apply for federal guarantees			

ALAGOAS		(R\$ million)	CAPAG B
Total Guaranteed Debt		2,501.61	
Domestic		882.27	
FX-linked		0.00	
Other		882.27	
Foreign		1,619.34	
ATM		8.41 years	
Average cost		7.25% per annum	
Maturity Profile		(R\$ million)	
Up to 12 months	228.14	6.7%	
1 to 2 years	221.29	6.5%	
2 to 3 years	250.56	7.3%	
3 to 4 years	242.10	7.1%	
4 to 5 years	240.37	7.0%	
More than 5 years	2,250.24	65.6%	
DEBT CONTRACTED IN 2019			
Contract	Signing Date	Contracted Amount	
MoF Regulation n. 501/2017			
There is no eligibility impairment to apply for federal guarantees			

⁴ See <https://www.tesouro.fazenda.gov.br/-/boletim-de-financas-dos-entes-subnacionais>

AMAPÁ

(R\$ million)

Total Guaranteed Debt	1,486.05	CAPAG C
Domestic	1,486.05	
FX-linked	0.00	
Other	1,486.05	
Foreign	0.00	

ATM 7.11 years
Average cost 6.94% per annum
Maturity Profile (R\$ million)

Up to 12 months	190.92	9.0%
1 to 2 years	184.25	8.7%
2 to 3 years	177.99	8.4%
3 to 4 years	171.74	8.1%
4 to 5 years	165.90	7.8%
More than 5 years	1,227.56	58.0%

DEBT CONTRACTED IN 2019

Contract	Signing Date	Contracted Amount

MoF Regulation n. 501/2017

Impaired until 12/18/2020 (art. 13, I)
--

AMAZONAS

(R\$ million)

Total Guaranteed Debt	5,780.76	CAPAG B
Domestic	1,910.81	
FX-linked	0.00	
Other	1,910.81	
Foreign	3,869.95	

ATM 7.32 years
Average cost 7.11% per annum
Maturity Profile (R\$ million)

Up to 12 months	662.06	8.8%
1 to 2 years	660.96	8.8%
2 to 3 years	642.82	8.5%
3 to 4 years	623.82	8.3%
4 to 5 years	605.63	8.0%
More than 5 years	4,335.54	57.6%

DEBT CONTRACTED IN 2019

Contract	Signing Date	Contracted Amount
BB - 2019132	09/16/2019	R\$ 400,000,000.00

MoF Regulation n. 501/2017

There is no eligibility impairment to apply for federal guarantees
--

BAHIA

(R\$ million)

Total Guaranteed Debt	13,693.23	CAPAG C
Domestic	3,636.05	
FX-linked	1,484.65	
Other	2,151.40	
Foreign	10,057.18	

ATM 8.78 years
Average cost 7.84% per annum
Maturity Profile (R\$ million)

Up to 12 months	1,339.87	7.2%
1 to 2 years	1,324.59	7.1%
2 to 3 years	1,386.76	7.4%
3 to 4 years	1,387.03	7.4%
4 to 5 years	1,337.73	7.2%
More than 5 years	11,936.21	63.8%

DEBT CONTRACTED IN 2019

Contract	Signing Date	Contracted Amount

MoF Regulation n. 501/2017

There is no eligibility impairment to apply for federal guarantees

CEARÁ

(R\$ million)

Total Guaranteed Debt	11,085.18	CAPAG B
Domestic	3,629.67	
FX-linked	103.88	
Other	3,525.79	
Foreign	7,455.51	

ATM 8.48 years
Average cost 7.56% per annum
Maturity Profile (R\$ million)

Up to 12 months	1,059.38	7.0%
1 to 2 years	1,073.35	7.1%
2 to 3 years	1,168.73	7.7%
3 to 4 years	1,152.35	7.6%
4 to 5 years	1,128.52	7.5%
More than 5 years	9,531.23	63.1%

DEBT CONTRACTED IN 2019

Contract	Signing Date	Contracted Amount
KFW Ceará 28320	06/26/2019	€ 50,000,000.00
BB-ITAU-SANTANDER - 2019144	12/02/2019	R\$ 550,400,000.00
BIRD8986-BR	12/30/2019	US\$ 100,000,000.00
BIRD9006-BR	12/30/2019	US\$ 139,880,000.00

MoF Regulation n. 501/2017

There is no eligibility impairment to apply for federal guarantees

DISTRITO FEDERAL

(R\$ million)

Total Guaranteed Debt	2,243.11	CAPAG C
Domestic	1,317.02	
FX-linked	588.98	
Other	728.04	
Foreign	926.10	

ATM 5.81 years**Average cost** 8.74% per annum**Maturity Profile** (R\$ million)

Up to 12 months	363.79	12.2%
1 to 2 years	356.23	11.9%
2 to 3 years	335.49	11.2%
3 to 4 years	308.91	10.3%
4 to 5 years	292.45	9.8%
More than 5 years	1,331.24	44.6%

DEBT CONTRACTED IN 2019

Contract	Signing Date	Contracted Amount

MoF Regulation n. 501/2017

There is no eligibility impairment to apply for federal guarantees

ESPIRITO SANTO

(R\$ million)

Total Guaranteed Debt	4,981.33	CAPAG A
Domestic	3,815.34	
FX-linked	0.00	
Other	3,815.34	
Foreign	1,165.99	

ATM 8.08 years**Average cost** 6.45% per annum**Maturity Profile** (R\$ million)

Up to 12 months	549.40	7.8%
1 to 2 years	522.51	7.4%
2 to 3 years	522.29	7.4%
3 to 4 years	508.63	7.3%
4 to 5 years	499.86	7.1%
More than 5 years	4,415.99	62.9%

DEBT CONTRACTED IN 2019

Contract	Signing Date	Contracted Amount

MoF Regulation n. 501/2017

There is no eligibility impairment to apply for federal guarantees

GOIÁS

(R\$ million)

Total Guaranteed Debt	8,711.57	CAPAG C
Domestic	8,671.10	
FX-linked	2,214.94	
Other	6,456.16	
Foreign	40.47	

ATM 6.45 years
Average cost 9.49% per annum
Maturity Profile (R\$ million)

Up to 12 months	1,191.88	9.8%
1 to 2 years	1,159.12	9.5%
2 to 3 years	1,130.92	9.3%
3 to 4 years	1,103.01	9.1%
4 to 5 years	1,076.30	8.8%
More than 5 years	6,516.84	53.5%

DEBT CONTRACTED IN 2019

Contract	Signing Date	Contracted Amount

MoF Regulation n. 501/2017

Impaired until 12/23/2020 (art. 13, I)
--

MARANHÃO

(R\$ million)

Total Guaranteed Debt	4,852.11	CAPAG C
Domestic	3,291.31	
FX-linked	0.00	
Other	3,291.31	
Foreign	1,560.80	

ATM 5.29 years
Average cost 7.88% per annum
Maturity Profile (R\$ million)

Up to 12 months	868.04	13.4%
1 to 2 years	864.01	13.3%
2 to 3 years	925.53	14.3%
3 to 4 years	919.25	14.2%
4 to 5 years	440.40	6.8%
More than 5 years	2,462.01	38.0%

DEBT CONTRACTED IN 2019

Contract	Signing Date	Contracted Amount
BID4458/OC-BR	02/21/2019	US\$ 35,000,000.00

MoF Regulation n. 501/2017

There is no eligibility impairment to apply for federal guarantees
--

According to Article 12, II of the MoF Regulation n. 501/2017, the new contract was possible under the Federal Government guarantee, in spite of the CAPAG rating, because it was contracted with IADB (a multilateral organism) in order to finance a project of improvement of fiscal and revenue management, within a specific Federal Government program.

MATO GROSSO (R\$ million)

Total Guaranteed Debt	2,908.19	CAPAG C
Domestic	1,862.28	
FX-linked	0.00	
Other	1,862.28	
Foreign	1,045.91	

ATM 7.52 years
Average cost 5.45% per annum
Maturity Profile (R\$ million)

Up to 12 months	423.20	10.5%
1 to 2 years	400.43	9.9%
2 to 3 years	428.93	10.6%
3 to 4 years	359.29	8.9%
4 to 5 years	280.98	7.0%
More than 5 years	2,145.81	53.1%

DEBT CONTRACTED IN 2019

Contract	Signing Date	Contracted Amount
BIRD8966-BR	09/06/2019	US\$ 250,000,000.00

MoF Regulation n. 501/2017

There is no eligibility impairment to apply for federal guarantees

According to Article 12, III of the MoF Regulation n. 501/2017, the new contract was possible under the Federal Government guarantee, in spite of the CAPAG rating, because it was contracted in order to restructure the debt principal.

MATO GROSSO DO SUL (R\$ million)

Total Guaranteed Debt	1,996.47	CAPAG C
Domestic	707.14	
FX-linked	0.00	
Other	707.14	
Foreign	1,289.32	

ATM 7.52 years
Average cost 7.25% per annum
Maturity Profile (R\$ million)

Up to 12 months	228.11	8.7%
1 to 2 years	263.67	10.1%
2 to 3 years	270.77	10.4%
3 to 4 years	257.57	9.9%
4 to 5 years	71.98	2.8%
More than 5 years	1,523.45	58.3%

DEBT CONTRACTED IN 2019

Contract	Signing Date	Contracted Amount
BID4597/OC-BR	09/16/2019	US\$ 47,700,000.00

MoF Regulation n. 501/2017

There is no eligibility impairment to apply for federal guarantees

MINAS GERAIS

(R\$ million)

Total Guaranteed Debt	22,215.12	CAPAG D
Domestic	9,197.61	
FX-linked	7,751.33	
Other	1,446.28	
Foreign	13,017.51	

ATM 7.30 years

Average cost 8.74% per annum

Maturity Profile (R\$ million)

Up to 12 months	2,723.70	9.0%
1 to 2 years	2,636.01	8.7%
2 to 3 years	2,607.81	8.6%
3 to 4 years	2,487.21	8.2%
4 to 5 years	2,379.08	7.9%
More than 5 years	17,335.92	57.5%

DEBT CONTRACTED IN 2019

Contract	Signing Date	Contracted Amount

MoF Regulation n. 501/2017

Impaired until 12/26/2020 (art. 13, I)

PARÁ

(R\$ million)

Total Guaranteed Debt	2,312.35	CAPAG B
Domestic	1,225.36	
FX-linked	0.00	
Other	1,225.36	
Foreign	1,086.99	

ATM 6.56 years

Average cost 7.11% per annum

Maturity Profile (R\$ million)

Up to 12 months	336.12	11.3%
1 to 2 years	295.38	9.9%
2 to 3 years	288.82	9.7%
3 to 4 years	283.81	9.5%
4 to 5 years	263.86	8.9%
More than 5 years	1,512.99	50.8%

DEBT CONTRACTED IN 2019

Contract	Signing Date	Contracted Amount
BID4459/OC-BR	02/19/2019	US\$ 35,100,000.00
CFA010689 - CFA010690	02/19/2019	US\$ 50,000,000.00
NDB - 18BR01	03/11/2019	US\$ 50,000,000.00

MoF Regulation n. 501/2017

There is no eligibility impairment to apply for federal guarantees

PARAÍBA

(R\$ million)

Total Guaranteed Debt	1,393.01	CAPAG B
Domestic	1,011.39	
FX-linked	0.00	
Other	1,011.39	
Foreign	381.62	

ATM 7.88 years
Average cost 7.50% per annum
Maturity Profile (R\$ million)

Up to 12 months	188.85	9.2%
1 to 2 years	181.93	8.9%
2 to 3 years	224.31	10.9%
3 to 4 years	153.48	7.5%
4 to 5 years	148.62	7.2%
More than 5 years	1,158.92	56.4%

DEBT CONTRACTED IN 2019

Contract	Signing Date	Contracted Amount
BIRD8639-BR	03/13/2019	US\$ 50,000,000.00

MoF Regulation n. 501/2017

There is no eligibility impairment to apply for federal guarantees

PARANÁ

(R\$ million)

Total Guaranteed Debt	3,002.84	CAPAG B
Domestic	931.23	
FX-linked	0.00	
Other	931.23	
Foreign	2,071.61	

ATM 7.52 years
Average cost 7.60% per annum
Maturity Profile (R\$ million)

Up to 12 months	294.14	7.2%
1 to 2 years	307.27	7.5%
2 to 3 years	370.34	9.1%
3 to 4 years	336.32	8.3%
4 to 5 years	316.76	7.8%
More than 5 years	2,451.24	60.1%

DEBT CONTRACTED IN 2019

Contract	Signing Date	Contracted Amount
BID4632/OC-BR	12/30/2019	US\$ 118,370,000.00

MoF Regulation n. 501/2017

There is no eligibility impairment to apply for federal guarantees

PERNAMBUCO

(R\$ million)

Total Guaranteed Debt	9,191.27	CAPAG C
Domestic	1,597.73	
FX-linked	136.97	
Other	1,460.76	
Foreign	7,593.53	

ATM 9.55 years
Average cost 7.39% per annum
Maturity Profile (R\$ million)

Up to 12 months	899.95	7.2%
1 to 2 years	879.14	7.1%
2 to 3 years	924.47	7.4%
3 to 4 years	837.69	6.7%
4 to 5 years	731.60	5.9%
More than 5 years	8,181.14	65.7%

DEBT CONTRACTED IN 2019

Contract	Signing Date	Contracted Amount
BID4554/OC-BR	09/30/2019	US\$ 37,000,000.00

MoF Regulation n. 501/2017

There is no eligibility impairment to apply for federal guarantees

According to Article 12, II of the MoF Regulation n. 501/2017, the new contract was possible under the Federal Government guarantee, in spite of the CAPAG rating, because it was contracted with IADB (a multilateral organism) in order to finance a project of improvement of fiscal and revenue management, within a specific Federal Government program.

PIAUI

(R\$ million)

Total Guaranteed Debt	4,007.17	CAPAG B
Domestic	1,602.44	
FX-linked	743.57	
Other	858.86	
Foreign	2,404.73	

ATM 7.21 years
Average cost 8.00% per annum
Maturity Profile (R\$ million)

Up to 12 months	451.08	8.4%
1 to 2 years	439.45	8.1%
2 to 3 years	463.97	8.6%
3 to 4 years	444.18	8.2%
4 to 5 years	428.95	7.9%
More than 5 years	3,171.49	58.7%

DEBT CONTRACTED IN 2019

Contract	Signing Date	Contracted Amount
BID4460/OC-BR	01/22/2019	US\$ 44,935,000.00

MoF Regulation n. 501/2017

Impaired until 02/15/2020 (art. 13, II)

According to Article 12, II of the MoF Regulation n. 501/2017, the new contract was possible under the Federal Government guarantee, despite the CAPAG rating, because it was contracted with IADB (a multilateral organism) in order to finance a project of improvement of fiscal and revenue management, within a specific Federal Government program. As for the Art. 13 impairment, the National Treasury's assessment was issued in April 2018, before the impairment come into effect (September 2018).

RIO DE JANEIRO

(R\$ million)

Total Guaranteed Debt	36,033.37	CAPAG D
Domestic	22,988.42	
FX-linked	10,845.46	
Other	12,142.96	
Foreign	13,044.95	

ATM 8.19 years

Average cost 8.98% per annum

Maturity Profile (R\$ million)

Up to 12 months	7,641.99	14.8%
1 to 2 years	3,471.19	6.7%
2 to 3 years	3,371.97	6.5%
3 to 4 years	3,257.50	6.3%
4 to 5 years	3,295.83	6.4%
More than 5 years	30,575.36	59.2%

DEBT CONTRACTED IN 2019

Contract	Signing Date	Contracted Amount

MoF Regulation n. 501/2017

Impairment not applied according to FRR (LC 159/2017)

RIO GRANDE DO NORTE

(R\$ million)

Total Guaranteed Debt	1,556.99	CAPAG C
Domestic	536.26	
FX-linked	38.40	
Other	497.86	
Foreign	1,020.73	

ATM 9.35 years

Average cost 7.52% per annum

Maturity Profile (R\$ million)

Up to 12 months	205.98	9.6%
1 to 2 years	152.13	7.1%
2 to 3 years	148.30	6.9%
3 to 4 years	144.45	6.8%
4 to 5 years	132.67	6.2%
More than 5 years	1,354.08	63.4%

DEBT CONTRACTED IN 2019

Contract	Signing Date	Contracted Amount

MoF Regulation n. 501/2017

Impaired until 12/20/2020 (art. 13, I)

RIO GRANDE DO SUL

(R\$ million)

Total Guaranteed Debt	10,044.07	CAPAG D
Domestic	1,419.56	
FX-linked	0.00	
Other	1,419.56	
Foreign	8,624.52	

ATM 8.57 years**Average cost** 7.12% per annum**Maturity Profile** (R\$ million)

Up to 12 months	816.78	6.3%
1 to 2 years	864.23	6.6%
2 to 3 years	946.36	7.3%
3 to 4 years	1,026.22	7.9%
4 to 5 years	1,001.59	7.7%
More than 5 years	8,399.22	64.3%

DEBT CONTRACTED IN 2019

Contract	Signing Date	Contracted Amount

MoF Regulation n. 501/2017

There is no eligibility impairment to apply for federal guarantees

RONDÔNIA

(R\$ million)

Total Guaranteed Debt	331.34	CAPAG B
Domestic	310.24	
FX-linked	0.00	
Other	310.24	
Foreign	21.09	

ATM 6.14 years**Average cost** 7.13% per annum**Maturity Profile** (R\$ million)

Up to 12 months	54.75	12.1%
1 to 2 years	51.46	11.4%
2 to 3 years	38.43	8.5%
3 to 4 years	37.04	8.2%
4 to 5 years	35.71	7.9%
More than 5 years	235.94	52.1%

DEBT CONTRACTED IN 2019

Contract	Signing Date	Contracted Amount

MoF Regulation n. 501/2017

There is no eligibility impairment to apply for federal guarantees

RORAIMA

(R\$ million)

Total Guaranteed Debt	712.73	CAPAG C
Domestic	712.73	
FX-linked	0.00	
Other	712.73	
Foreign	0.00	

ATM 7.23 years
Average cost 6.91% per annum
Maturity Profile (R\$ million)

Up to 12 months	90.83	8.9%
1 to 2 years	87.61	8.6%
2 to 3 years	84.72	8.3%
3 to 4 years	81.71	8.0%
4 to 5 years	78.87	7.7%
More than 5 years	595.75	58.4%

DEBT CONTRACTED IN 2019

Contract	Signing Date	Contracted Amount

MoF Regulation n. 501/2017

There is no eligibility impairment to apply for federal guarantees

SANTA CATARINA

(R\$ million)

Total Guaranteed Debt	9,803.00	CAPAG C
Domestic	6,648.06	
FX-linked	1,314.50	
Other	5,333.56	
Foreign	3,154.94	

ATM 6.88 years
Average cost 7.84% per annum
Maturity Profile (R\$ million)

Up to 12 months	1,470.48	10.9%
1 to 2 years	1,498.08	11.1%
2 to 3 years	1,489.48	11.0%
3 to 4 years	918.62	6.8%
4 to 5 years	890.71	6.6%
More than 5 years	7,274.64	53.7%

DEBT CONTRACTED IN 2019

Contract	Signing Date	Contracted Amount

MoF Regulation n. 501/2017

There is no eligibility impairment to apply for federal guarantees

SÃO PAULO

(R\$ million)

Total Guaranteed Debt	33,270.23	CAPAG B
Domestic	9,058.79	
FX-linked	5,854.67	
Other	3,204.11	
Foreign	24,211.45	

ATM 8.29 years

Average cost 7.76% per annum

Maturity Profile (R\$ million)

Up to 12 months	3,561.76	7.9%
1 to 2 years	3,506.72	7.8%
2 to 3 years	3,372.04	7.5%
3 to 4 years	3,166.71	7.0%
4 to 5 years	3,086.07	6.9%
More than 5 years	28,330.04	62.9%

DEBT CONTRACTED IN 2019

Contract	Signing Date	Contracted Amount
BB-ITAU - 2019134	10/31/2019	R\$ 900,000,000.00
CFA010938	10/07/2019	US\$ 296,000,000.00
BID4706/OC-BR	11/21/2019	US\$ 87,120,000.00

MoF Regulation n. 501/2017

There is no eligibility impairment to apply for federal guarantees

SERGIPE

(R\$ million)

Total Guaranteed Debt	1,607.52	CAPAG C
Domestic	666.48	
FX-linked	0.00	
Other	666.48	
Foreign	941.04	

ATM 9.29 years

Average cost 7.28% per annum

Maturity Profile (R\$ million)

Up to 12 months	176.99	7.7%
1 to 2 years	144.76	6.3%
2 to 3 years	156.65	6.9%
3 to 4 years	151.83	6.6%
4 to 5 years	140.47	6.1%
More than 5 years	1,515.27	66.3%

DEBT CONTRACTED IN 2019

Contract	Signing Date	Contracted Amount

MoF Regulation n. 501/2017

There is no eligibility impairment to apply for federal guarantees

TOCANTINS

(R\$ million)

Total Guaranteed Debt	2,349.15	CAPAG C
Domestic	1,183.01	
FX-linked	513.23	
Other	669.79	
Foreign	1,166.13	

ATM	6.89 years
Average cost	8.21% per annum
Maturity Profile	(R\$ million)

Up to 12 months	371.80	11.8%
1 to 2 years	314.50	10.0%
2 to 3 years	262.76	8.3%
3 to 4 years	254.22	8.1%
4 to 5 years	216.06	6.9%
More than 5 years	1,730.79	54.9%

DEBT CONTRACTED IN 2019

Contract	Signing Date	Contracted Amount

MoF Regulation n. 501/2017

There is no eligibility impairment to apply for federal guarantees
--

10. ANNEX 3 — NEW GUARANTEED DEBT — 2019

The tables below show the new contracts of guaranteed debt signed during 2019. In all, 46 contracts of domestic guarantees (43 with municipalities and 3 with states) and 31 contracts of foreign guarantees (15 with states, 14 with municipalities and 2 with controlled entities) were celebrated.

Domestic Contract	Debtor	Signing Date	Contracted Amount
BB - 2019060	Munic. of Serra (ES)	02/13/2019	R\$ 130,000,000.00
CAIXA - 20190062	Munic. of Santa Vitória (MG)	02/15/2019	R\$ 21,624,188.90
CAIXA - 20190054	Munic. Paraíso das Águas (MS)	03/07/2019	R\$ 5,000,000.00
CAIXA - 20190058	Munic. of Sonora (MS)	03/07/2019	R\$ 5,000,000.00
CAIXA - 20190056	Munic. of Cotiporã (RS)	03/08/2019	R\$ 2,827,300.88
CAIXA - 20190066	Munic. of Ponta Porã (MS)	03/11/2019	R\$ 12,170,629.40
CAIXA - 20190081	Munic. of Garça (SP)	03/22/2019	R\$ 2,922,370.77
CAIXA - 20190064	Munic. of Massaranduba (SC)	04/03/2019	R\$ 4,897,085.06
CAIXA - 20190070	Munic. of Caarapó (MS)	04/16/2019	R\$ 7,132,582.19
CAIXA - 20190072	Munic. of Caarapó (MS)	04/16/2019	R\$ 7,641,778.85
CAIXA - 20190079	Munic. of Prudentópolis (PR)	04/16/2019	R\$ 10,000,000.00
CAIXA - 20190068	Munic. of Jaquirana (RS)	04/23/2019	R\$ 2,414,552.77
CAIXA - 20190077	Munic. of Timbó (SC)	05/13/2019	R\$ 15,000,000.00
BB - 2019075	Munic. of Belo Horizonte (MG)	05/14/2019	R\$ 180,000,000.00
CAIXA - 20190104	Munic. of Mineiros (GO)	06/07/2019	R\$ 12,409,709.45
CAIXA - 20190091	Munic. of Concórdia (SC)	06/13/2019	R\$ 2,990,883.24
CAIXA - 2019089	Munic. of Concórdia (SC)	06/13/2019	R\$ 1,795,080.66
SANTANDER - 2019083 - KG270196319	Munic. of Fortaleza (CE)	06/13/2019	R\$ 200,000,000.00
CAIXA - 20190085	Munic. of Passos Maia (SC)	06/14/2019	R\$ 2,066,985.19
CAIXA - 20190087	Munic. of Bom Jesus (SC)	06/14/2019	R\$ 1,965,550.00
CAIXA - 20190126	Munic. of Campinas das Missões (RS)	06/26/2019	R\$ 1,598,040.88
CAIXA - 20190093	Munic. of Alto Feliz (RS)	06/28/2019	R\$ 3,346,768.18
CAIXA - 20190102	Munic. of Itá (SC)	06/28/2019	R\$ 1,754,398.06
CAIXA - 20190095	Munic. of Vale Real (RS)	07/01/2019	R\$ 1,909,901.22
CAIXA - 20190108	Munic. of Entre Rios (SC)	07/30/2019	R\$ 1,049,142.00
BB - 2019098	Munic. of Joinville (SC)	08/09/2019	R\$ 100,000,000.00
CAIXA - 20190118	Munic. of Tapejara (RS)	09/08/2019	R\$ 14,232,697.72
CAIXA - 20190106	Munic. of Tio Hugo (RS)	14/08/2019	R\$ 1,166,167.00
CAIXA - 20190100	Munic. of Aquidauana (MS)	08/21/2019	R\$ 15,000,000.00
CAIXA - 20190116	Munic. of Schroeder (SC)	08/28/2019	R\$ 4,750,000.00
CAIXA - 20190112	Munic. of São Gabriel do Oeste (MS)	09/10/2019	R\$ 4,999,763.91
CAIXA - 20190110	Munic. of Ivinhema (MS)	09/12/2019	R\$ 5,388,826.91
CAIXA - 20190122	Munic. of Costa Rica (MS)	09/12/2019	R\$ 19,988,246.93
BB - 2019132	State of Amazonas (AM)	09/16/2019	R\$ 400,000,000.00
CAIXA - 20190120	Munic. of Araquari (SC)	09/16/2019	R\$ 14,249,743.86
CAIXA - 20190124	Munic. of Castro (PR)	09/26/2019	R\$ 6,493,743.72
BB - 2019114	Munic. of Manaus (AM)	10/01/2019	R\$ 250,000,000.00
CAIXA - 20190130	Munic. of Manaus (AM)	10/18/2019	R\$ 350,000,000.00
SANTANDER - 270351319	Munic. of Votuporanga (SP)	10/25/2019	R\$ 20,000,000.00
BB-ITAU - 2019134	State of São Paulo (SP)	10/31/2019	R\$ 900,000,000.00
CAIXA - 20190140	Munic. of Cariacica (ES)	11/04/2019	R\$ 40,000,000.00
CAIXA - 20190138	Munic. of Rio Branco (AC)	11/13/2019	R\$ 48,000,000.00
ITAU - 2019136	Munic. of São Paulo (SP)	11/21/2019	R\$ 500,000,000.00
CAIXA - 20190142	Munic. of Goiânia (GO)	11/29/2019	R\$ 780,000,000.00

BB-ITAU-SANTANDER - 2019144	State of Ceará (CE)	12/02/2019	R\$ 550,400,000.00
CAIXA - 20190146	Munic. of Salvador (BA)	12/12/2019	R\$ 104,100,000.00

Foreign Contract	Debtor	Signing Date	Contracted Amount
BID4460/OC-BR	State of Piauí	01/22/2019	US\$ 44,935,000.00
BID4459/OC-BR	State of Pará	02/19/2019	US\$ 35,100,000.00
CFA010689 - CFA010690	State of Pará	02/19/2019	US\$ 50,000,000.00
BID4458/OC-BR	State of Maranhão	02/21/2019	US\$ 35,000,000.00
NDB - 18BR01	State of Pará	03/11/2019	US\$ 50,000,000.00
BIRD8639-BR	State of Paraíba	03/13/2019	US\$ 50,000,000.00
BIRD8747-BR	Munic. of Fortaleza (CE)	06/05/2019	US\$ 73,300,000.00
CFA010812	Munic. of Fortaleza (CE)	06/06/2019	US\$ 150,000,000.00
CFA010824 - CFA010825	Munic. of Camaçari (BA)	06/14/2019	US\$ 80,000,000.00
BID4641/OC-BR	Munic. of São Paulo (SP)	06/19/2019	US\$ 100,000,000.00
KFW Ceará 28320	State of Ceará	06/26/2019	€ 50,000,000.00
BID4617/OC-BR	Munic. of Vitória (ES)	08/12/2019	US\$ 100,000,000.00
BIRD8966-BR	State of Mato Grosso (MT)	09/06/2019	US\$ 250,000,000.00
BID4597/OC-BR	State of Mato Grosso do Sul (MS)	09/16/2019	US\$ 47,700,000.00
BID4554/OC-BR	State of Pernambuco (PE)	09/30/2019	US\$ 37,000,000.00
CFA010938	State of São Paulo (SP)	10/07/2019	US\$ 296,000,000.00
CFA010973	Munic. of Contagem (MG)	10/23/2019	US\$ 42,000,000.00
BID4736/OC-BR	Munic. of Aracaju (SE)	11/07/2019	US\$ 75,200,000.00
CFA011008 - CFA011016	Munic. of Jacareí (SP)	11/13/2019	US\$ 60,000,000.00
BID4706/OC-BR	State of São Paulo (SP)	11/21/2019	US\$ 87,120,000.00
BID4696/OC-BR	Munic. of Belo Horizonte (MG)	11/22/2019	US\$ 56,000,000.00
CFA011022 - CFA011024	Munic. of Belo Horizonte (MG)	11/22/2019	US\$ 82,500,000.00
BID4623/OC-BR	SABESP-SP (SP)	11/29/2019	US\$ 300,000,000.00
BIRD8916-BR	SABESP-SP (SP)	12/04/2019	US\$ 250,000,000.00
CFA011054	Munic. of Aparecida de Goiânia (GO)	12/12/2019	US\$ 35,000,000.00
BRA-22/2019	Munic. of Vila Velha (ES)	12/29/2019	US\$ 27,600,000.00
BID4632/OC-BR	State of Paraná (PR)	12/30/2019	US\$ 118,370,000.00
BIRD8986-BR	State of Ceará (CE)	12/30/2019	US\$ 100,000,000.00
BIRD9006-BR	State of Ceará (CE)	12/30/2019	US\$ 139,880,000.00
CFA011060	Munic. of Araguaína (TO)	12/30/2019	US\$ 54,900,000.00
CFA011063	Munic. of Santo André (SP)	12/30/2019	US\$ 50,000,000.00

GLOSSARY

Denifitions:

Amortization - Part of the installment referred to the debt principal, which leads to diminishing the outstanding debt.

Contracted Value - Value defined in the contract to execute a specific project. It does not necessarily affect the outstanding debt at once, as it depends on the pace of the disbursement.

Controlled Entities - Public companies or entities controlled by the State.

Credit Operations - Contract signed by which the creditor funds the debtor's project, and the guarantor backs-up the debt. The debtor is then obliged to amortize the values with time and interest agreed upon.

Creditor - Financial institution which funded some project.

Debtor - Entity beneficiary of the credit and underlying guarantee to execute the project according to contractual terms.

Disbursement - Financial outlay from the creditor to the debtor to execute the project.

Domestic Guarantees - Guarantees associated to credit operations originally funded domestically, regardless from the currency or index set in the contract.

Federal Banks - Federal Government owned banks such as Banco do Brasil, BNDES and CAIXA.

Foreign Guarantees - Guarantees associated to loans originally funded by foreign creditors.

Government Agencies - International public financial institutions such as AFD, JICA and KfW.

Guarantor - Entity responsible to fulfill a guarantee in case of a credit event. In this report, the Brazilian National Treasury.

Multilateral Organisms - Type of creditor defined by international entities. The main ones are IBRD (World Bank) and IADB.

Outstanding Guaranteed Debt - Total disbursed netted out from the amortized debt.

Private Banks - Private financial institutions, national or international, such as BNP Paribas S.A., Crédit Suisse Brasil, Bank of America and Crédit Suisse AG.

Acronyms:

AFD - Agence Française de Développement (French Development Agency)

BB - Banco do Brasil (Federal Bank)

BNB - Banco do Nordeste (Federal Bank)

BNDES - Banco Nacional do Desenvolvimento (Federal Bank)

BNP - BNP Paribas S.A. (Private Bank)

CAESB - Companhia de Saneamento Ambiental do Distrito Federal (Distrito Federal's water and sanitation company)

CAF - Corporación Andina de Fomento (Andean Development Corporation)

CAIXA - Caixa Econômica Federal (Federal Bank)

CEDAE - Companhia Estadual de Águas e Esgotos (Rio de Janeiro's water and sanitation company)

CEEE-D - Companhia Estadual de Energia Elétrica – Distribuição (Rio Grande do Sul's electric company - distribution)

CEEE-GT - Companhia Estadual de E.E. - Geração e Transmissão (Rio Grande do Sul's electric company - generation and transmission)

CELESC - Centrais Elétricas de Santa Catarina S.A. (Santa Catarina's electric company)

ELETOBRÁS - Centrais Elétricas Brasileiras S.A. (Federal Government electric company)

ELETRONUCLEAR - Eletrobras Eletronuclear (Federal Government electric company)

FINEP - Financiadora de Estudos e Projetos (Funding Authority for Studies and Projects)

ITAU - Itaú Unibanco Holding S.A.

IADB - Inter-American Development Bank

IBRD/WB - International Bank for Reconstruction and Development/World Bank

JICA - Japan International Cooperation Agency

KfW - Kreditanstalt für Wiederaufbau

NDB - New Development Bank

SABESP - Companhia de Saneamento Básico do Estado de São Paulo (São Paulo's sanitation company)

SANTANDER - Banco Santander S.A. (Private Bank)